


# THE SAFEST CONNECTOR > THE IDEAL MOTOR DISCONNECT

*Woodhead ArcArrest Switch-Rated Connector Systems, 30A and 60A*



**molex**



**Woodhead ArcArrest devices are plugs and receptacles that provide the safety and functionality of a switch.**

**Plugs and receptacles listed under UL 2682 can operate as switches and be used to disconnect loads while energized because of silver alloy contact tips.**

**The user is completely shielded from this energy because the plug maintains a connection with the receptacle during operation. A twisting motion must be applied by the user to remove the plug after the circuit has been interrupted.**



## Ensure safety with the Woodhead ArcArrest Switch-Rated Connector System

### Visually De-Energize Equipment

The Woodhead ArcArrest Switch-Rated Connector System delivers the simplest and fastest way to de-energize industrial machines and equipment. There is visual proof, by the plug being separated from the receptacle, that power has been removed.

### Line of Sight Disconnect

The Woodhead ArcArrest Switch-Rated Connector System is the local means of disconnect for industrial machinery as required by the NEC and OSHA.

### Lockout Tagout

Lockout provisions in the plug and receptacle allow for fast and positive compliance with OSHA requirements for LOTO.

### Arc Flash Protection

The Woodhead ArcArrest receptacle protects workers from arcing energy by maintaining a connection with the plug during connection or disconnection.



# Woodhead ArcArrest

## Switch-Rated Connector System



### The Safest Connector – The Ideal Motor Disconnect

- UL 2682 power connector that is listed as a branch circuit disconnect switch and motor circuit disconnect switch.
- Upgrade existing twist-lock or pin and sleeve connectors to provide users the utmost in electrical safety. Even when operating under load, there is no exposure to live electrical components or arc flash.

### ArcArrest Key Features and Benefits

#### Features and Benefits

Inclusion of options such as Max-Loc cord-grip technology, finger drawplates, lock-out holes and plug caps in a smooth, contoured design

- Reduces user costs and simplifies ordering
- Enhances cleanability in food-processing and other harsh environments
- Delivers enhanced durability for use in the toughest industrial application

All critical components are manufactured from engineered thermoplastics

- Delivers unmatched strength and complete UL material compliance
- Eliminates nylon components, commonly used by competitors, which are prone to moisture absorption and dimensional instability

Laser labelling

- Provides a clean and permanent record of certifications and specifications
- Greatly reduces the harboring of bacteria and dirt in the label versus an adhesive label
- Adhesive labels are susceptible to falling off

Spring-loaded, silver alloy contacts

- Provides the connector system with switching capabilities
- The UL test requires this live switching to occur 6,000 cycles. This proves the connector's ability to last for many years in a typical industrial application

Type 4X and IP69k rated

- Eliminates ingress of dust and water in a variety of harsh industrial environments
- Sealing is automatic when connected
- Achieves sealing while disengaged with closed receptacle lid and plug cap

Max-Loc cord grips integrated into handles

### Markets and Applications

#### Food Processing

- Conveyors
- Process Equipment
- Pumps
- Packaging Machines



Data Center



Conveyors

#### General Industrial

- Conveyors
- Process Equipment
- Welding Receptacles
- Power Distribution



Food Processing Plant



Shipyard

#### Shipyards

- Power Distribution

#### Construction Sites

- Power Distribution

#### Data Centers


- Server Rack Power Supply



# Woodhead ArcArrest Switch-Rated Connector System

molex

Finger drawplates  
molded into handles for  
easy connector closure



Dead front shutter  
protects users from  
arc flash and contact  
with live electrical  
components



Laser labeling

Male plugs  
come standard  
with sealing cap

Mounting angle fits on any  
standard FS/FD box

Sharp 70° angle  
reduces footprint  
and improves safety



70°

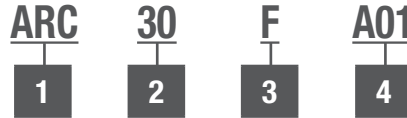
fast and positive lock-out/tag-out of machinery.\*



Lock-out hole  
in female  
receptacle  
designed  
specifically  
for 1/4"  
lock shank  
diameter

# Woodhead ArcArrest

## Switch-Rated Connector System Configurator



### 1 Product Family

**ARC** = ArcArrest

### 2 Current Rating

**30** = 30A

**60** = 60A

### 3 Configuration

**F** = Female Receptacle

**FHD** = Female Receptacle and Handle with Drawplate

**FH** = Female Receptacle and Handle without Drawplate

**FA** = Female Receptacle with 70° Angle

**M** = Male Inlet

**MHD** = Male Inlet with Cap and Handle with Drawplate

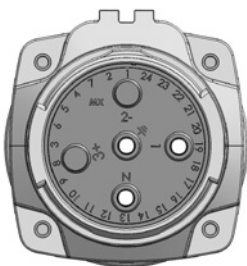
**MH** = Male Inlet with Cap and Handle without Drawplate

**MA** = Male Inlet with 70° Angle

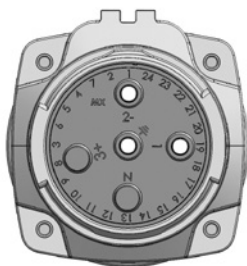
### 4 Voltage and Poles

	Voltage	Poles
<b>A01</b>	= 125	1P+N+G
<b>B02</b>	= 250	2P+G
<b>B03</b>	= 250	3P+G
<b>AB04</b>	= 125/250	2P+N+G
<b>C02</b>	= 208	2P+G
<b>C03</b>	= 208	3P+G
<b>AC05</b>	= 120/208	3P+N+G
<b>D01</b>	= 277	1P+N+G
<b>E02</b>	= 480	2P+G
<b>E03</b>	= 480	3P+G
<b>DE05</b>	= 277/480	3P+N+G
<b>F02</b>	= 600	2P+G
<b>F03</b>	= 600	3P+G
<b>GF05</b>	= 347/600	3P+N+G

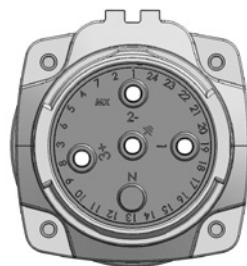
### View of Pin Configurations on a Male Inlet



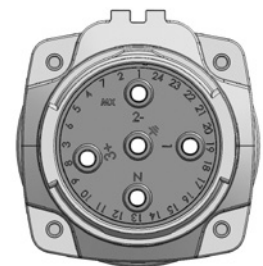
1P+N+G



2P+G



3P+G



3P+N+G

# Woodhead ArcArrest Switch-Rated Connector System



## Specifications

### REFERENCE INFORMATION

Packaging: Corrugated boxes  
 UL File No.: E145922 and E145923  
 Designed In: Millimeters  
 RoHS: Yes  
 Halogen Free: Yes

### ELECTRICAL – UL 2682 SWITCH RATINGS

Voltage (max.): 600V AC, 60Hz  
 Current (max.): See table  
 Horsepower Ratings:

	30A	60A
125V 1Ø	1 HP	2 HP
250V 1Ø	3 HP	3 HP
250V 3Ø	5 HP	7.5 HP
208V 3Ø	5 HP	7.5 HP
480V 3Ø	10 HP	20 HP
600V 3Ø	N/A	N/A

### PHYSICAL

Housing: PBT glass filled  
 Insulators: PBT glass filled  
 Contact: Silver alloy tips brazed to copper-alloy contact bases  
 Operating Temperature: -25° to +60°C

### ENVIRONMENTAL

NEMA Rating: Type 4X  
 IEC Rating: IP69K



## Ordering Information

### Female Receptacle Only

30 Amp		60 Amp		Voltage	Pin Configuration
Order Number	Engineering Number	Order Number	Engineering Number		
1122190001	ARC30FA01	1122170001	ARC60FA01	125	1P+N+G
1122190002	ARC30FB02	1122170002	ARC60FB02	250	2P+G
1122190003	ARC30FB03	1122170003	ARC60FB03	250	3P+G
1122190004	ARC30FAB04	1122170004	ARC60FAB04	125/250	2P+N+G
1122190005	ARC30FC02	1122170005	ARC60FC02	208	2P+G
1122190006	ARC30FC03	1122170006	ARC60FC03	208	3P+G
1122190007	ARC30FAC05	1122170007	ARC60FAC05	120/208	3P+N+G
1122190008	ARC30FD01	1122170008	ARC60FD01	277	1P+N+G
1122190009	ARC30FE02	1122170009	ARC60FE02	480	2P+G
1122190010	ARC30FE03	1122170010	ARC60FE03	480	3P+G
1122190011	ARC30FDE05	1122170011	ARC60FDE05	277/480	3P+N+G
1122190012	ARC30FF02	1122170012	ARC60FF02	600	2P+G
1122190013	ARC30FF03	1122170013	ARC60FF03	600	3P+G
1122190014	ARC30FGF05	1122170014	ARC60FGF05	347/600	3P+N+G



### Female Receptacle with Handle and Finger Drawplates

30 Amp		60 Amp		Voltage	Pin Configuration
Order Number	Engineering Number	Order Number	Engineering Number		
1122190015	ARC30FHDA01	1122170015	ARC60FHDA01	125	1P+N+G
1122190016	ARC30FHDB02	1122170016	ARC60FHDB02	250	2P+G
1122190017	ARC30FHDB03	1122170017	ARC60FHDB03	250	3P+G
1122190018	ARC30FHDAB04	1122170018	ARC60FHDAB04	125/250	2P+N+G
1122190019	ARC30FHDC02	1122170019	ARC60FHDC02	208	2P+G
1122190020	ARC30FHDC03	1122170020	ARC60FHDC03	208	3P+G
1122190021	ARC30FHDAC05	1122170021	ARC60FHDAC05	120/208	3P+N+G
1122190022	ARC30FHDD01	1122170022	ARC60FHDD01	277	1P+N+G
1122190023	ARC30FHDE02	1122170023	ARC60FHDE02	480	2P+G
1122190024	ARC30FHDE03	1122170024	ARC60FHDE03	480	3P+G
1122190025	ARC30FHDE05	1122170025	ARC60FHDE05	277/480	3P+N+G
1122190026	ARC30FHDF02	1122170026	ARC60FHDF02	600	2P+G
1122190027	ARC30FHDF03	1122170027	ARC60FHDF03	600	3P+G
1122190028	ARC30FHDFG05	1122170028	ARC60FHDFG05	347/600	3P+N+G



# Woodhead ArcArrest

## Switch-Rated Connector System



### Specifications

#### REFERENCE INFORMATION

Packaging: Corrugated boxes  
 UL File No.: E145922 and E145923  
 Designed In: Millimeters  
 RoHS: Yes  
 Halogen Free: Yes

#### ELECTRICAL – UL 2682 SWITCH RATINGS

Voltage (max.): 600V AC, 60Hz  
 Current (max.): See table  
 Horsepower Ratings:

	30A	60A
125V 1Ø	1 HP	2 HP
250V 1Ø	3 HP	3 HP
250V 3Ø	5 HP	7.5 HP
208V 3Ø	5 HP	7.5 HP
480V 3Ø	10 HP	20 HP
600V 3Ø	N/A	N/A

#### PHYSICAL

Housing: PBT glass filled  
 Insulators: PBT glass filled  
 Contact: Silver alloy tips brazed to copper-alloy contact bases  
 Operating Temperature: -25° to +60°C

#### ENVIRONMENTAL

NEMA Rating: Type 4X  
 IEC Rating: IP69K



### Ordering Information

Female Receptacle with 70° FS/FD Box Angle

30 Amp		60 Amp		Voltage	Pin Configuration
Order Number	Engineering Number	Order Number	Engineering Number		
1122190043	ARC30FAA01	1122170043	ARC60FAA01	125	1P+N+G
1122190044	ARC30FAB02	1122170044	ARC60FAB02	250	2P+G
1122190045	ARC30FAB03	1122170045	ARC60FAB03	250	3P+G
1122190046	ARC30FAAB04	1122170046	ARC60FAAB04	125/250	2P+N+G
1122190047	ARC30FAC02	1122170047	ARC60FAC02	208	2P+G
1122190048	ARC30FAC03	1122170048	ARC60FAC03	208	3P+G
1122190049	ARC30FAAC05	1122170049	ARC60FAAC05	120/208	3P+N+G
1122190050	ARC30FAD01	1122170050	ARC60FAD01	277	1P+N+G
1122190051	ARC30FAE02	1122170051	ARC60FAE02	480	2P+G
1122190052	ARC30FAE03	1122170052	ARC60FAE03	480	3P+G
1122190053	ARC30FADE05	1122170053	ARC60FADE05	277/480	3P+N+G
1122190054	ARC30FAF02	1122170054	ARC60FAF02	600	2P+G
1122190055	ARC30FAF03	1122170055	ARC60FAF03	600	3P+G
1122190056	ARC30FAGF05	1122170056	ARC60FAGF05	347/600	3P+N+G





# Woodhead ArcArrest Switch-Rated Connector System



## Specifications

### REFERENCE INFORMATION

Packaging: Corrugated boxes  
 UL File No.: E145922 and E145923  
 Designed In: Millimeters  
 RoHS: Yes  
 Halogen Free: Yes

### ELECTRICAL – UL 2682 SWITCH RATINGS

Voltage (max.): 600V AC, 60Hz  
 Current (max.): See table  
 Horsepower Ratings:

	30A	60A
125V 1Ø	1 HP	2 HP
250V 1Ø	3 HP	3 HP
250V 3Ø	5 HP	7.5 HP
208V 3Ø	5 HP	7.5 HP
480V 3Ø	10 HP	20 HP
600V 3Ø	N/A	N/A

### PHYSICAL

Housing: PBT glass filled  
 Insulators: PBT glass filled  
 Contact: Silver alloy tips brazed to copper-alloy contact bases  
 Operating Temperature: -25° to +60°C

### ENVIRONMENTAL

NEMA Rating: Type 4X  
 IEC Rating: IP69K



## Ordering Information

### Male Inlet Only

30 Amp		60 Amp		Voltage	Pin Configuration
Order Number	Engineering Number	Order Number	Engineering Number		
1122191001	ARC30MA01	1122171001	ARC60MA01	125	1P+N+G
1122191002	ARC30MB02	1122171002	ARC60MB02	250	2P+G
1122191003	ARC30MB03	1122171003	ARC60MB03	250	3P+G
1122191004	ARC30MAB04	1122171004	ARC60MAB04	125/250	2P+N+G
1122191005	ARC30MC02	1122171005	ARC60MC02	208	2P+G
1122191006	ARC30MC03	1122171006	ARC60MC03	208	3P+G
1122191007	ARC30MAC05	1122171007	ARC60MAC05	120/208	3P+N+G
1122191008	ARC30MD01	1122171008	ARC60MD01	277	1P+N+G
1122191009	ARC30ME02	1122171009	ARC60ME02	480	2P+G
1122191010	ARC30ME03	1122171010	ARC60ME03	480	3P+G
1122191011	ARC30MDE05	1122171011	ARC60MDE05	277/480	3P+N+G
1122191012	ARC30MF02	1122171012	ARC60MF02	600	2P+G
1122191013	ARC30MF03	1122171013	ARC60MF03	600	3P+G
1122191014	ARC30MGF05	1122171014	ARC60MGF05	347/600	3P+N+G



### Male Inlet with Handle, Finger Drawplates and Plug Cap

30 Amp		60 Amp		Voltage	Pin Configuration
Order Number	Engineering Number	Order Number	Engineering Number		
1122191015	ARC30MHDA01	1122171015	ARC60MHDA01	125	1P+N+G
1122191016	ARC30MHDB02	1122171016	ARC60MHDB02	250	2P+G
1122191017	ARC30MHDB03	1122171017	ARC60MHDB03	250	3P+G
1122191018	ARC30MHDA04	1122171018	ARC60MHDA04	125/250	2P+N+G
1122191019	ARC30MHDC02	1122171019	ARC60MHDC02	208	2P+G
1122191020	ARC30MHDC03	1122171020	ARC60MHDC03	208	3P+G
1122191021	ARC30MHDC05	1122171021	ARC60MHDC05	120/208	3P+N+G
1122191022	ARC30MHDD01	1122171022	ARC60MHDD01	277	1P+N+G
1122191023	ARC30MHDE02	1122171023	ARC60MHDE02	480	2P+G
1122191024	ARC30MHDE03	1122171024	ARC60MHDE03	480	3P+G
1122191025	ARC30MHDE05	1122171025	ARC60MHDE05	277/480	3P+N+G
1122191026	ARC30MHDF02	1122171026	ARC60MHDF02	600	2P+G
1122191027	ARC30MHDF03	1122171027	ARC60MHDF03	600	3P+G
1122191028	ARC30MHDF05	1122171028	ARC60MHDF05	347/600	3P+N+G



# Woodhead ArcArrest

## Switch-Rated Connector System

### Accessories



### Specifications

#### REFERENCE INFORMATION

Packaging: Poly bag  
 Designed In: Millimeters  
 RoHS: Yes  
 Halogen Free: Yes

#### PHYSICAL

Housing: PBT glass filled  
 Operating Temperature: -25° to +60°C  
 Cable Range: See installation instructions.

### Ordering Information

#### Handles Without Drawplates – Accepts Receptacle or Male Inlet

Order Number	Description
1122196000	30A Handle without drawplates
1122176000	60A Handle without drawplates



#### Handles With Drawplates – Accepts Receptacle or Male Inlet

Order Number	Description
1122196001	30A Handle with drawplates
1122176001	60A Handle with drawplates



#### 70° FS/FD Box Angle – Accepts Receptacle or Male Inlet

Order Number	Description
1122196002	30A Angle
1122176002	60A Angle



# Woodhead ArcArrest

## Switch-Rated Connector System

### Accessories



### Specifications

#### REFERENCE INFORMATION

FD Box  
Packaging: Individual box  
cULus File No.: E117594

FD Box—Wet Location  
Packaging: Individual box  
UL File No.: E117594  
CSA File No.: LR32159

#### PHYSICAL

FD Box  
Box: Rigid Polyvinyl Chloride (PVC)  
Entry: 1" Unthreaded with 1/2" and 3/4" reducers  
Box Volume: See Ordering Information

FD Box—Wet Location  
Box: Glass Filled Polybutylene Terephthalate (PBT)  
Entry: Threaded 1", 1/2" and 3/4" Options with Knockouts  
Box Volume: 17.3 in.

Mesh Strain Relief  
Form Size: F4 1"  
Grip Body and Compression Nut: Nylon  
Collar and Mesh: Nylon or Stainless Steel

#### ENVIRONMENTAL

FD Box  
Enclosure Rating: NEMA 4,  
4X, 12P and IEC IP66

FD Box—Wet Location  
Rating: Wet industrial duty

Mesh Strain Relief  
Rating: Watertite

### Ordering Information

#### FD Box

Order Number	Engineering Number	Color	Gang Configuration	Capacity
130128-0160	455-FD1BLK	Black	Single	426.06cm <sup>3</sup> (26.0 in. <sup>3</sup> )
130128-0161	455-FD2BLK		Two	1,102.85cm <sup>3</sup> (67.3 in. <sup>3</sup> )
130128-0162	455-FD3BLK		Three	1,787.83cm <sup>3</sup> (109.1 in. <sup>3</sup> )



#### FD Box—Wet Location

Order Number	Engineering Number	Color	Thread Diameter	Knock-Out Openings
130128-0114	452CR	Yellow	1/2"	2
130128-0116	453CR		3/4"	2
130128-0119	454CR		1"	2



Cord Grips with mesh are available.

See Woodhead catalog for more information.



Get customized insights at: [www.molex.com/link/arcarrest.html](http://www.molex.com/link/arcarrest.html)

**molex**

**one company** › a world of innovation

All trademarks used herein are the property of their respective owners. Reference to any non-Molex trademarks is not intended to claim any endorsement or association between Molex and the respective trademark owners, and should not be construed.