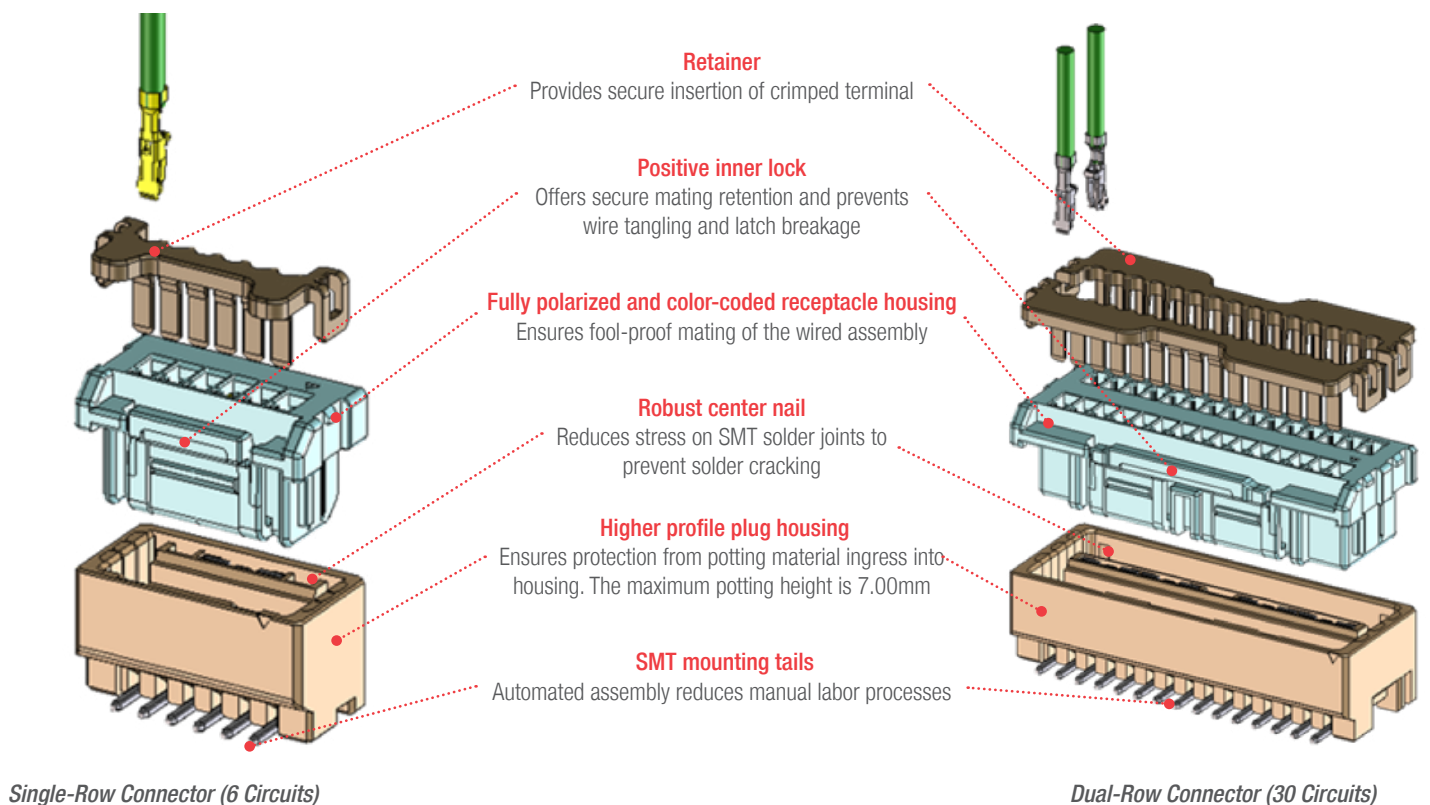
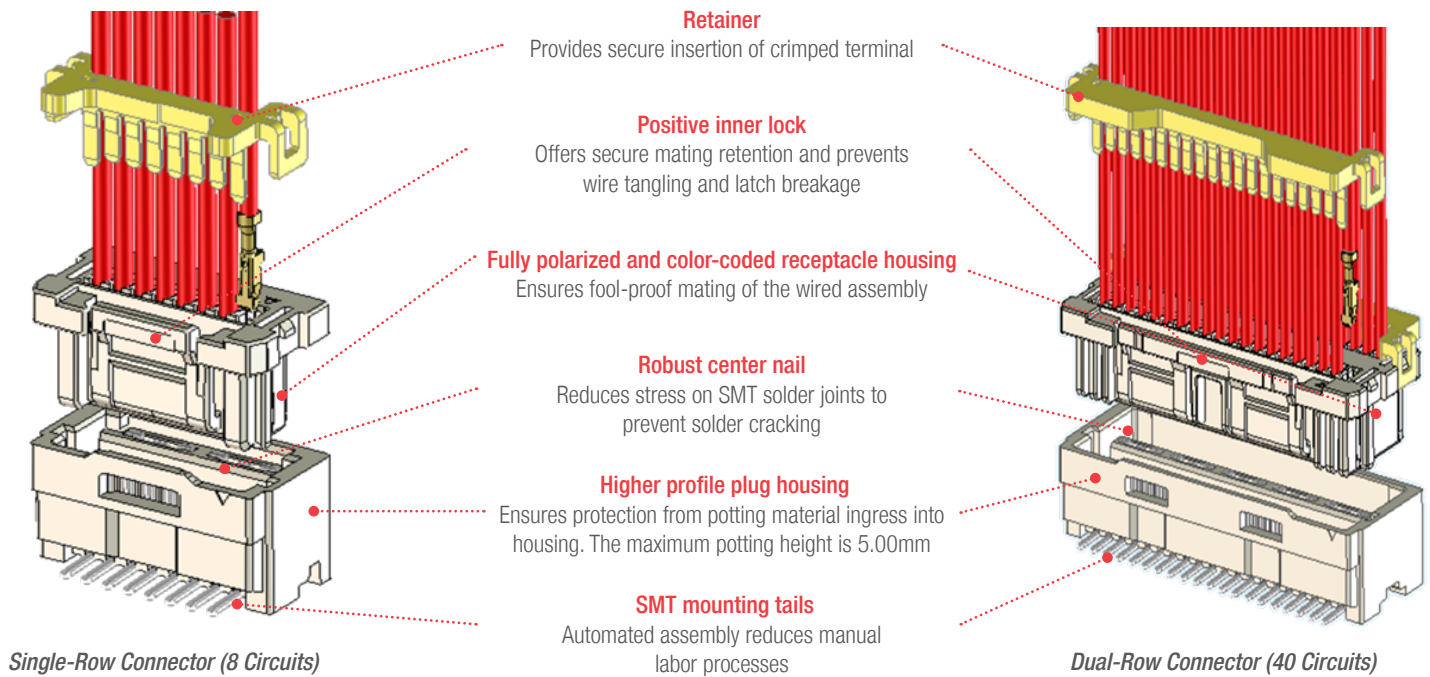


Spot-On 1.5 and 2.0 Connector System



The industry's first SMT potting wire-to-board connector system with improved process capabilities and mechanical reliability protects against water ingress in white goods applications requiring potting treatment

Features and Advantages



Spot-On 1.5 and 2.0 Connector System

molex

Specifications (Spot-On 1.5, Single Row)

REFERENCE INFORMATION

Packaging:
Terminal Reel
Emboss tape (Header)
Bag (Housing and Retainer)
Use With: 201650 (Retainer)
: 201649 Terminals (24 to 28 AWG)
Designed In: Millimeters
RoHS: Yes
Halogen Free: No
Glow Wire Compliant: No

ELECTRICAL

Voltage (max.): 100V
Current (max.): 2.0A (24 AWG)
1.5A (26 AWG) 1.0A (28 AWG)
Contact Resistance (max.): 20 milliohms
Dielectric Withstanding Voltage: 500V AC / minute
Insulation Resistance (min.): 500 Megohm

MECHANICAL

Contact Insertion Force (max.): 9.8N
Contact Retention to Housing (min.): 9.8N
Mating Force (max.): 31N (2 Circuits)
Unmating Force (min.): 0.98N (2 Circuits)
Durability (max.): 30 cycles

PHYSICAL

Header: PA9T UL 94V-0
Housing: PBT UL 94V-0
Retainer: PBT UL 94V-0
Contact: Copper Alloy

PLATING:

Contact Area — Tin 1.0 micron min.
Solder Tail Area — Tin 1.0 micron min.
Operating Temperature: -40 to 105°C

Specifications (Spot-On 1.5, Dual Row)

REFERENCE INFORMATION

Packaging:
Terminal Reel
Emboss tape (Header)
Bag (Housing and Retainer)
Use With: 201650 (Retainer)
: 201649 Terminals (24 to 28 AWG)
Designed In: Millimeters
RoHS: Yes
Halogen Free: No
Glow Wire Compliant: No

ELECTRICAL

Voltage (max.): 100V
Current (max.): 2.0A (24 AWG)
1.5A (26 AWG) 1.0A (28 AWG)
Contact Resistance (max.): 20 milliohms
Dielectric Withstanding Voltage: 500V AC / minute
Insulation Resistance (min.): 500 Megohm

MECHANICAL

Contact Insertion Force (max.): 9.8N
Contact Retention to Housing (min.): 9.8N
Mating Force (max.): 82N (36 Circuits)
Unmating Force (min.): 17.6N (36 Circuits)
Durability (max.): 30 cycles

PHYSICAL

Header: PA9T UL 94V-0
Housing: PBT UL 94V-0
Retainer: PBT UL 94V-0
Contact: Copper Alloy

PLATING:

Contact Area — Tin 1.0 micron min.
Solder Tail Area — Tin 1.0 micron min.
Operating Temperature: -40 to 105°C

Specifications (Spot-On 2.0, Single Row)

REFERENCE INFORMATION

Packaging:
Terminal Reel
Emboss tape (Header)
Bag (Housing and Retainer)
Use With: 201196 (Retainer)
: 201195 Terminals (22 to 26 AWG)
Designed In: Millimeters
RoHS: Yes
Halogen Free: No
Glow Wire Compliant: No

ELECTRICAL

Voltage (max.): 250V
Current (max.): 3.0A (22 AWG)
2.0A (24 AWG) 1.5A (26 AWG)
Contact Resistance (max.): 20 milliohms
Dielectric Withstanding Voltage: 800V AC / minute
Insulation Resistance (min.): 1000 Megohm

MECHANICAL

Contact Insertion Force (max.): 9.8N
Contact Retention to Housing (min.): 9.8N
Mating Force (max.): 27.3N (6 Circuits)
Unmating Force (min.): 1.1N (6 Circuits)
Durability (max.): 30 cycles

PHYSICAL

Header: PA9T UL 94V-0
Housing: PBT UL 94V-0
Retainer: PBT UL 94V-0
Contact: Copper Alloy

PLATING:

Contact Area — Tin 1.0 micron min.
Solder Tail Area — Tin 1.0 micron min.
Operating Temperature: -40 to 105°C

Specifications (Spot-On 2.0, Dual Row)

REFERENCE INFORMATION

Packaging:
Terminal Reel
Emboss tape (Header)
Bag (Housing and Retainer)
Use With: 201196 (Retainer)
: 201195 Terminals (22 to 26 AWG)
Designed In: Millimeters
RoHS: Yes
Halogen Free: No
Glow Wire Compliant: No

ELECTRICAL

Voltage (max.): 250V
Current (max.): 2.5A (22 AWG)
2.0A (24 AWG) 1.5A (26 AWG)
Contact Resistance (max.): 20 milliohms
Dielectric Withstanding Voltage: 800V AC / minute
Insulation Resistance (min.): 1000 Megohm

MECHANICAL

Contact Insertion Force (max.): 9.8N
Contact Retention to Housing (min.): 9.8N
Mating Force (max.): 85N (30 Circuits)
Unmating Force (min.): 7.3N (30 Circuits)
Durability (max.): 30 cycles

PHYSICAL

Header: PA9T UL 94V-0
Housing: PBT UL 94V-0
Retainer: PBT UL 94V-0
Contact: Copper Alloy

PLATING:

Contact Area — Tin 1.0 micron min.
Solder Tail Area — Tin 1.0 micron min.
Operating Temperature: -40 to 105°C

Spot-On 1.5 and 2.0 Connector System



Applications

Home Appliance

- Air conditioner
- Refrigerator
- Microwave oven
- Washing machine
- Water heater
- Shower toilet
- Washer/Dryer
- Stove



Home appliance (white goods)



Shower toilet



Water heater

Telecommunications/Networking


- Hubs
- Servers

Medical

- Patient monitoring

Ordering Information

Series No.	Component	Wire Size / Number of rows	Circuits	Housing Colors
201649	Crimp Terminal (Spot-On 1.5)	24 to 28 AWG	-	-
201647	Receptacle Housing (Spot-On 1.5)	Single row	2 to 5	Natural, Black, Red, Yellow, Blue
201644			6 to 16	Natural, Black, Red, Yellow, Blue
201644	Dual row	10 to 40	Natural, Black	
201650	Retainer (Spot-On 1.5)	Single/Dual row	2 to 20	Grey
201648	Header (Spot-On 1.5)	Single row	2 to 5s	Natural, Black, Red, Yellow, Blue
201645		Single row	6 to 16	Natural, Black, Red, Yellow, Blue
201645		Dual row w/o nail	10 to 40	Natural, Black
201646		Dual row with nail	10 to 40	Natural, Black
201195	Crimp terminal (Spot-On 2.0)	22 to 26 AWG	-	-
201200	Receptacle Housing (Spot-On 2.0)	Single row	2 to 16	Natural, Black, Red, Yellow, Blue
201196		Dual row	10 to 40	Natural, Black, Red, Yellow, Blue
201196	Retainer (Spot-On 2.0)	Single/Dual row	2 to 20	Grey
201201	Header (Spot-On 2.0)	Single row	2 to 16	Natural, Black, Red, Yellow, Blue
201197		Dual row	10 to 40	Natural, Black, Red, Yellow, Blue



Spot-On 1.50mm and 2.00mm Wire-to-Board Connector System

www.molex.com/link/spot-on.html